

# Supply Chain Management for Fresh Fruit and Vegetables Integrated Guideline Part 4a: Labelling of Consumer Units



in collaboration with



## Contributors

Name	Organization
Binard, Philippe	FRESHFEL EUROPE
Bolduan, Tilo	UNIVEG Deutschland GmbH
Buhl, Heide	GS1 Germany
Buijs, Radboud	Nature's Pride B.V.
Casalini, Emanuela	GS1 Italy
Chatagnier, Isabelle	GS1 France
den Engelse, Johan	Frug I Com
Förderer, Klaus	GS1 Germany
Frisch, Annett	Internationale Fruchtimport Gesellschaft Weichert
Geelen, Harry	Geelen Data Management
Gehring, Inga	REWE Group
Graf, Heinz	GS1 Switzerland
Hall, John	GS1 UK
Jönsson, Peter	GS1 Sweden
Krázli, Zoltán	GS1 Hungary
Lerch, Hanjörg	METRO Group
Luokkamäki, Mikko	GS1 Finland
Martoch, Tomas	GS1 Czech Republic
Moehrke, Axel	Dole Fresh Fruit Europe
Pielaat, Sarina	GS1 Nederland
Prenger, Reinier	GS1 Nederland
Purchase, Alaster	GS1 UK
Quets, Tom	CAPESPAN Continent NV
Röhl, Norbert	EDEKA ZENTRALE AG & Co. KG
Rosell, Pere	GS1 Spain
Rowe, Greg	GS1 Global Office
Schmeitz, Harrij	Frug I Com
Steins, Marc-Oliver	GS1 Germany
Waltert, Christoph	SanLucar Fruit S.L.
Wockenfuß, Oliver-Martin	1WorldSync GmbH

## Partners involved in the development of this document

### **GS1 in Europe**

GS1 in Europe is a collaboration of 47 GS1 member organisations and leads the creation and implementation of harmonised, user-driven solutions for improving the supply and demand chain of European companies. Further information on GS1 in Europe and the activities in the area of fruit and vegetables can be obtained from [www.gs1.eu](http://www.gs1.eu).

### **Frug I Com (Foundation Platform Fresh Chain Information)**

Frug I Com is a unique collaboration of the Dutch Potato, Fruit and Vegetable Supply Chain. The ultimate goal is to establish electronic exchange of information between the participants in the Potato, Fruit and Vegetable Supply Chain by means of uniform labelling using electronic messages. Working with information standards allows Fruit and Vegetable Supply Chain companies to make optimum use of the information available in the supply chain and to apply it to order processing, tracing of products, optimising logistics and quality improvement. The result? A faster and more efficient supply chain which is less error-prone. Further information see [www.frugicom.nl](http://www.frugicom.nl).

## Disclaimer

Whilst every effort has been made to ensure that the guidelines to use the GS1 standards contained in the document are correct, GS1, GS1 in Europe and any other party involved in the creation of the document HEREBY STATE that the document is provided without warranty, either expressed or implied, of accuracy or fitness for purpose, AND HEREBY DISCLAIM any liability, direct or indirect, for damages or loss relating to the use of the document. The document may be modified, subject to developments in technology, changes to the standards, or new legal requirements. Several products and company names mentioned herein may be trademarks and/or registered trademarks of their respective companies.

## Document Summary

Document Item	Current Value
Document Title	Supply Chain Management for Fresh Fruit and Vegetables – Integrated Guideline Integrated Guideline Part 4a – Labelling of Consumer Units
Date Last Modified	08 December 2015
Current Document Issue	Issue 1.0
Status	Initial issue, approved by GS1 in Europe Board
Document Description	This document serves as a guide to implementing GS1 Standards in the fresh fruit and vegetable industry supply chain.

## Log of Changes in Issue 1

Issue No.	Date of Change	Changed By	Summary of Change
0.9	08 December 2015	Klaus Förderer	Initial issue, final draft approved by GS1 in Europe Fruit & Vegetable Group on 3 December 2015
1.0	March 2016	Klaus Förderer	Initial issue, approved by GS1 in Europe Board

## Consulted Literature

Version	Document	Release Date
1.01	GS1 Fresh Fruit & Vegetable Labelling Consumer Units Guideline	July 2015
Issue 15	GS1 Global – General Specification	2015

# Table of Contents

1. Introduction	6
<b>1.1. Purpose and Scope of this Guideline</b>	<b>6</b>
1.1.1. Purpose	6
1.1.2. In Scope	6
1.1.3. Out of Scope	6
<b>1.2. Who can use this Document?</b>	<b>7</b>
<b>1.3. General Guidance</b>	<b>7</b>
<b>1.4. Key Terms</b>	<b>8</b>
<b>1.5. Legal and Regulatory Requirements</b>	<b>9</b>
2. Relevant GS1 standards and Principles	10
<b>2.1. GS1 standards for Item Identification (GTIN)</b>	<b>10</b>
<b>2.2. GS1 Barcodes</b>	<b>11</b>
2.2.1. Point-Of- Sale	11
<b>2.3. GS1 Application Identifiers</b>	<b>12</b>
<b>2.4. Label Placement Principles</b>	<b>14</b>
<b>2.5. Barcode Quality</b>	<b>14</b>
3. Consumer Unit (Each)	15
<b>3.1. General Label Considerations for Consumer Items</b>	<b>17</b>
3.1.1. Using IFPS PLU Numbers	17
3.1.2. Using Barcodes	18
3.1.3. GS1 DataBar Symbols	18
3.1.4. Characteristics of the GS1 DataBar	18
<b>3.2. Specific Label Scenarios for Consumer Units</b>	<b>20</b>
3.2.1. Label on Pre-packed Consumer Unit (Fixed Weight)	20
3.2.2. Label on Pre-packed Consumer Unit (Variable Weight)	21
3.2.3. Label on Non Pre-packed / Loose Piece	22
3.2.4. Pre-portioned Consumer Unit	24
3.2.5. How to Manage Non-POS Product That May Go to POS	24
<b>3.3. Label Design (How to design a label)</b>	<b>25</b>
<b>3.4. Label Placement (Where to put the label)</b>	<b>25</b>
4. Resources	27
5. Annex	28
<b>5.1. Cross Reference of Terms</b>	<b>28</b>
<b>5.2. Glossary – GS1 Terms &amp; Definitions</b>	<b>28</b>
<b>5.3. GS1 DataBar</b>	<b>31</b>
<b>5.4. Legal Requirements for Labels on Fruit &amp; Vegetables in the EU</b>	<b>33</b>
5.4.1. Unprocessed Fruit & Vegetables – Label Requirements for Consumer Items	34
5.4.2. Unprocessed Fruit & Vegetables – Label requirements for Trade Packages	36
5.4.3. Prepared or Processed Fruit & Vegetables – Label requirements for Consumer items and Trade Packages	38

# 1. Introduction

It is usual business for the global fruit and vegetable sector to provide fresh products every day. Consumers value the high quality and wide range of fruit and vegetables on the shelves of their retail stores; however supply and demand can change easily in the short term based on factors such as: climate, season, weather and plant health issues. This makes it very important for fruit and vegetable retailers to be able to react rapidly to get the right produce in their stores.

Efficient order and delivery processes, flexibility and traceability: the demands of the fruit and vegetables business have constantly increased over the last years. By means of unique product identification, which can be achieved by using the GS1 standards, these demands can be fulfilled by small, medium and large size companies.

This guideline is based on the “GS1 Fresh Fruit & Vegetable Labelling Consumer Units Guideline” provided by GS1 Global Office. In addition to the global document the GS1 in Europe Fruit & Vegetable Group added target-market specific information for Europe as well as legal labelling requirements in the European Union.

## 1.1. Purpose and Scope of this Guideline

Increasingly there is an expectation within industry to utilise common, global standards for product identification and marking combined with automated electronic data processing. For all sectors, this is the most efficient way to manage ordering, receiving, tracking and tracing and labelling of products easily and without problems.

Experts within the fruit and vegetable sector have created this guideline which includes an overview on the different label forms recommended for fruit and vegetable products and provides business examples explaining the right content and sizes to use.

Every effort was made to make this guideline relevant across all target markets however in some instances regional guidelines have been developed to assist the industry and to ensure regulatory or business compliance within those specific markets.

This document is focusing on legal and business requirements for Europe. Readers are urged to understand and apply regulatory and business requirements specific to a target market and encouraged to contact their local GS1 Member Organisation (MO) for assistance in the use of the GS1 standards.

### 1.1.1. Purpose

The purpose of this document is to provide companies with clear guidance on labelling fresh fruit and vegetables in the produce supply chain to support current and future market requirements.

### 1.1.2. In Scope

In scope is the labelling of fresh fruit and vegetables at the consumer unit (each). Labelling of trade unit (case) and logistic unit (pallet) levels will be addressed in future versions. These terms are explained in Section 1.4 below and cross-referenced with GS1 terms and fruit and vegetable sector terms in the annex section of this guideline.

### 1.1.3. Out of Scope

Out of scope are labels with Restricted Circulation Numbers (RCN) that are only unique in a certain closed environment, geographic region or company.<sup>1</sup>

<sup>1</sup> Restricted Circulation Numbers can be used to identify variable measure units for Point-of-Sale (POS) but are subject to national GS1 specifications. For more details contact your local GS1 organization.

## 1.2. Who can use this Document?

Any party that is requested to apply and process label data for fresh fruit and vegetables in the produce supply chain will benefit from this practical guideline. They should understand business opportunities and requirements needed to implement standardized labels using the GS1 standards for identification and data capture. This document is of special interest for packers as they are responsible for labelling and label contents.

## 1.3. General Guidance

The composition of a label is dependent upon the application, legal and regulatory requirements for the target market and desired optional information such as marketing information. The content on the label will include GS1 barcode symbols and human readable interpretation (HRI) text, to permit the implementation of the GS1 standards for supply chain efficiencies. The content on the label will also include other human readable text (Non-HRI text) to permit compliance with target market legal requirements and regulations such as nutritional information. And the content may include other elements such as artwork and other Non-HRI text. The primary purpose of the GS1 Implementation Guideline “Fresh Fruit and Vegetable Labelling Consumer Units” is to provide detailed guidance on how to implement the GS1 labelling standards for fresh fruit and vegetables. This guideline addresses labelling of consumer units (each) in Section 3.

The GS1 standards for labelling include:

- The barcode symbol for automatic identification and data capture (AIDC)
- Human Readable Interpretation (HRI) is the information below or beside a barcode which is encoded in the bar code and Non-HRI Text is all other text on package, label or item. Below is an example of HRI:



- Quality requirements to assure proper reading of barcode symbols, such as label placement and print quality

Because this implementation guideline cannot address all target market legal and regulatory requirements, it is the responsibility of the party applying the labels to be knowledgeable of the requirements within their target markets. For the European Union as target market legal guidance is provided in the annex.

Within this implementation guideline there are notes identified using the Note icon shown below:

There are also remarks included as an aid to users in identifying where mandatory and/or optional requirements for labelling might apply. These are identified using the Remark icon.

Remarks for the European target market are marked as shown below



Users needing additional information or instruction should contact their local GS1 Member Organisation.



## 1.4. Key Terms

Some relevant terms used in this guideline are explained below in order to facilitate a better understanding of the guideline. A more extensive glossary can be found in the annex.

Term	Explanation
GS1 Application Identifier	The field of two or more digits at the beginning of an Element String that uniquely defines its format and meaning.
Consumer Unit (Each)	This term is used in this guideline for the labelling of individual consumer level fresh fruit and vegetables items at retail where the customer selects their produce and takes the produce to the point of sale. This could be a loose produce item or packaged item. The following terms could also be used to identify produce and packaged produce at retail level: Each, Loose, Item, Trade Item, Unit, Consumer Unit, Bulk, Pre-packaged, and Pre-portioned.
Each	An individual fruit or vegetable (e.g. an apple, a pineapple or a pepper).
Fixed Measure Trade Item	A consumer unit (Each) always sold in the same pre-defined measure such as size, weight, contents (e.g. a punnet with 6 round tomatoes).
Global Trade Item Number (GTIN)	The GS1 Identification Key used to uniquely identify trade items. The GTIN includes a company prefix and the item identification which is encoded into the barcode for automatic identification and data capture when scanned.
Human Readable Interpretation (HRI)	Human readable text located below a barcode symbol representing the characters encoded in the barcode.
Non-HRI Text	Human readable text on a label used for purposes other than representing the characters encoded in the barcode. (Examples: marketing information, nutritional information, country of origin, etc.).
IFPS PLU Rules	International Federation of Produce standards' rules on the use of the PLU.
Logistic Unit (Pallet)	This term is used in this guideline for the labelling of fresh fruit and vegetables for transportation and storage in the produce supply chain.
Loose	Fresh fruit and vegetables which are delivered to the store loose, in boxes or cases, and then put into a bag or selected individually by the customer for purchase.
IFPS PLU (Price Look Up)	An IFPS PLU number on the label in human readable text used to identify the consumer unit.
Restricted Circulation Number (RCN)	Signifies a GS1 identification number used for special applications in restricted environments, defined by the local GS1 Member Organization (e.g. restricted within a country, company, industry). They are allocated by GS1 for either internal use by companies or to GS1 Member Organisations for assignment based on business needs in their country (e.g. variable measure product identification).
Trade Item	Any item (product or service) upon which there is a need to retrieve pre-defined information and that may be priced, or ordered, or invoiced at any point in any supply chain.
Trade Unit (Case)	This term is used in this guideline for case labelling of fresh fruit and vegetables. "Case" is a generic term which includes any item handled as a single unit in the transport and distribution process. This definition covers a wide variety of package types such as pallets, PRCs, cartons, cases, bins and totes. These items can be trade items and/or logistic units.
Variable Measure Trade Item	A Consumer Unit (Each) which may be traded without pre-defined measure, such as size or weight.

## 1.5. Legal and Regulatory Requirements

This guideline does not cater to all legal aspects in different countries and regions. Examples where legal and regulatory requirements might apply to the labelling of fresh fruit and vegetables are identified using the Remarks icon; however, the examples shown are not all inclusive. Users should refer to GS1 country or regional guidelines for their local requirements. Where country or regional guidelines are not available users needing additional information or instruction regarding local or national legal and regulatory requirements should contact their local GS1 Member Organisation.



### **Remark (GS1 in Europe):**

*Legal labelling requirements for the European Union are covered in the annex. However it needs to be checked if the national implementation of the EU requirements is deviating.*



## 2. Relevant GS1 standards and Principles

GS1 standards and GS1 keys support the produce supply chain processes. The relevant standards for the identification of consumer items, trade units and logistic units are summarised below.



**Note:** If a company wants to implement GS1 standards the company has to be a member of a national GS1 Member Organization (MO). For a complete list of all GS1 Member Organisations please see the GS1 web site at [www.gs1.org](http://www.gs1.org) then contact your local office. European guidelines and brochures are available at [www.gs1.eu](http://www.gs1.eu).

### 2.1. GS1 standards for Item Identification (GTIN)

The Global Trade Item Number (GTIN) is the GS1 standard for the unique identification of all trade items (consumer units and trade units), including fresh fruit and vegetables. The GTIN supports trade item identification for Business to Business (B2B) and Business to Consumer (B2C) processes. The GTIN is a GS1 key with a specific structure and allocation rules to assure global uniqueness. The GS1 General Specification prescribes the specifications for the GTIN. The table below gives an overview of the GTINs that are used for labelling fruit and vegetables. All parties in the process should be able to process these variants of the GTIN.

GTIN	GTIN format
GTIN-8	N7 + C
GTIN-12	N11 + C
GTIN-13	N12 + C
GTIN-14	N13 + C

N - numeric digit  
C - Check Digit


When any of these GTINs are encoded in a data carrier (i.e. barcode symbol) that encode a fixed-length data string of 14-digits, GTINs with less than 14-digits in length will add leading zeroes to create a 14-digit number. The leading zeroes simply act as filler characters. The presence or lack of these leading zeroes does not change the GTIN concerned. These series of GTINs may be stored with or without leading zeroes in the same database field, depending on the requirements of the particular application.

### 2.2. GS1 Barcodes

This section provides guidance for the selection and use of GS1 barcode symbols.

#### 2.2.1. Point-Of-Sale

At the Point-Of-Sale (POS) the following barcode symbols are relevant:

GS1 barcode	GS1 key	Comments
<p>EAN-8 symbol</p> 	GTIN-8	<ul style="list-style-type: none"> <li>Used for point-of-sale identification of pre-packaged, fixed weight/count trade items</li> </ul>
<p>UPC-A symbol</p> 	GTIN-12	<ul style="list-style-type: none"> <li>Used for point-of-sale identification of pre-packaged, fixed weight/count trade items</li> <li>Mostly used in US/Canada</li> </ul>
<p>EAN-13 symbol</p> 	GTIN-13	<ul style="list-style-type: none"> <li>Used for point-of-sale identification of pre-packaged, fixed weight/count, trade item</li> </ul>
<p>GS1 DataBar Stacked Omnidirectional symbol</p>  <p>Usually HRI is required but due two spaces restrictions this label typically uses only the IFPS PLU.</p>	<p>Encodes a 14-digit data string with GTIN-8, GTIN-12, or GTIN-13</p>	<ul style="list-style-type: none"> <li>Used for point-of-sale identification of loose trade items</li> <li>Data structure holds up to 14 digits</li> <li>The example shown is the most common related to the identification of loose fruit &amp; vegetables such as apples, bananas, peppers, etc.</li> <li>Data encoded in a GS1 DataBar symbol is used in combination with GS1 application identifiers, to allow for their interpretation.</li> </ul>
<p>GS1 DataBar Expanded symbol (stacked omnidirectional)</p>  <p>The GTIN number is 9099999543217  Net Weight is 000456 = 0,456 kg  Best Before Date is 120521 (YYMMDD)</p>	<p>Encodes a 14-digit data string with GTIN-8, GTIN-12, or GTIN-13</p>	<ul style="list-style-type: none"> <li>The variations GS1 DataBar Expanded and GS1 DataBar Expanded Stacked can encode additional information such as net weight and Best Before Date</li> <li>GS1 DataBar has been approved for bilateral use between trading partners. As of January 2014, GS1 DataBar became an open symbology and all scanning environments must be able to read these symbols.</li> </ul> <p><b>Remark:</b> AI 13 Packaging Date or AI 15 Best Before Date may be used depending on target market requirements</p>

**Remark:***Please note:*

- *Systems always need to cater for 14-digit GTINs.*
- *In practice, data content and data carrier are often not clearly differentiated from each other. This may lead to misunderstandings. It is particularly important to bear in mind that data content (e.g. the identification number plus attributes like weight) can be encoded in different data carriers according to the application.*
- *When GTINs are encoded in a data carrier that must encode a fixed-length data string of 14-digits, the GTINs less than 14-digits in length must be prefixed by leading zeroes that simply act as filler characters. The presence or lack of these leading zeroes does not change the GTIN concerned. These series of GTINs may be stored with or without leading zeroes in the same database field, depending on the particular application.*

## 2.3. GS1 Application Identifiers

A GS1 Application Identifier (AI) is a numeric code of two or more characters that uniquely defines the format and meaning of the following information. The AI number preceding a piece of information supports its correct interpretation and processing. By means of AIs several pieces of information can be encoded in one barcode and correctly interpreted and processed.

The chart below describes the GS1 Application Identifiers relevant for consumer units in this implementation guideline. For a complete list of GS1 Application Identifiers and their full specification refer to the GS1 General Specifications – section 3

AI	Data Content	Format (*)	FNC1 Required (****)	Data Title
01	Global Trade Item Number (GTIN)	N2+N14		GTIN
10	Batch or Lot Number	N2+X..20	(FNC1)	BATCH/LOT
310 (**)	Net weight, kilograms (Variable Measure Trade Item)	N4+N6		NET WEIGHT (kg)

**NOTES:**

(\*): *The first position indicates the length (number of digits) of the GS1 Application Identifier. The following value refers to the format of the data content. The following convention is applied:*

- N      *numeric digit*
- X      *any character in Figure 7.11-1*
- N3     *3 numeric digits, fixed length*
- N..3   *up to 3 numeric digits*
- X..3   *up to 3 characters in Figure 7.11-1*

(\*\*): *The fourth digit of this GS1 Application Identifier indicates the implied decimal point position.*

*Example:*

- 3100 Net weight in kg without a decimal point
- 3102 Net weight in kg with two decimal points

(\*\*\*\*): *All GS1 Application Identifiers indicated with (FNC1) are defined as of variable length and shall be delimited unless this Element String is the last one to be encoded in the symbol. The delimiter shall be a Function 1 Symbol Character in GS1-128 Symbology, GS1 DataBar Expanded Versions and GS1 Composite Symbology and should be a Function 1 Symbol Character in GS1 DataMatrix and GS1 QR Code Symbology.*

*[source: GS1 General Specifications]*



### Remark (GS1 in Europe):

The AIs listed above are the most relevant ones for consumer units. Other AIs may be used on a bilateral basis, e.g. price.

### Label Example

AI (01) announces a “Global Trade Item Number”. The format is clearly defined, i.e. numeric, 14 digits. As soon as the scanner reads AI (01) in a GS1 symbol (here from a GS1 Data-Bar Stacked Omnidirectional ) it knows that a GTIN with 14 digits, purely numeric, follows.

Figure 2-1. Example



AI GTIN  
(01) 0401234567000014

Brackets are not encoded in the barcode, only visible in HRI

If a party does not need to process all data elements encoded in a barcode they can select the data elements by means of the application identifiers.



**Note:** Please note that there are certain rules to be observed. They can be taken from the GS1 General Specifications.



**Note:** For a complete list of AIs refer to the GS1 General Specification, Section 3.0.

## 2.4. Label Placement Principles

Consistency of symbol placement is critical to successful scanning. With manual scanning (e.g. at POS), variation of symbol placement makes it difficult for the scanning operator to predict where the symbol is located, and this reduces efficiency.

With automated scanning (e.g. in warehouses on a conveyor belt), the symbol must be positioned so that it will pass through the field of vision of a fixed scanner as it travels past. Respecting the guidance in this section will result in the consistency and predictability required.

### Avoiding Scanning Obstacles

Anything that will obscure or damage a barcode will reduce scanning performance and must be avoided. More placement guidelines will be shown in Section 3.0.

## 2.5. Barcode Quality

Barcode quality is of critical importance because only readable barcodes support efficient processes. If a barcode cannot be decoded additional cost and time resources are consumed. Therefore all parties should see to it that their barcodes meet with GS1 General Specification requirements.

Verification is the technical process by which a barcode is measured to determine its conformance with the specification for that symbol. ISO/IEC 15416 is the international specification of the ISO barcode verification methodology for linear symbologies (e.g. EAN/UPC symbol, GS1-128 symbol), and the numeric grading system.

GS1's advice is to use the ISO/IEC 15416 methodology as a tool to improve overall scanning performance. An ISO-based verifier is of enormous assistance in diagnosing the problem and providing a standard means of reporting among printing companies and their trading partners.

Many GS1 Member Organisations offer related services, so if quality problems arise or before implementing a new label please contact your local MO to make sure the label meets quality requirements.




### 3. Consumer Unit (Each)

Consumer Unit (Each) refers to trade item labelling for Point-of-Sale (POS) and includes several ways of presenting fruit and vegetables at POS. The labelling may vary with the presentation at POS.

According to existing standards and requirements at POS as well as regulatory requirements and possible additional scenarios, trade items are labelled but the identification key, design and content of the labels may vary.

Most loose fruit & vegetable trade items have a label / sticker on it with a price look up number (PLU). This PLU is key entered manually or a label / sticker with an EAN/UPC which encodes a GTIN can be scanned automatically. Both identification numbers support the billing process at the POS.

The way consumer units are packaged and presented at POS varies. Examples of different forms of consumer units are:

<ul style="list-style-type: none"><li>■ <b>Pre-packed:</b> A labelled product package that is intended for the consumer. For retail this item will be scanned at the point of sale.</li></ul>	
<ul style="list-style-type: none"><li>■ <b>Loose (by weight or by piece):</b> Fruit and vegetables which are presented to the consumer in a display such as boxes or cases, to be picked by the consumer and weighed or counted at the POS. Depending on the size and nature of the item they may carry a label.</li></ul>	
<ul style="list-style-type: none"><li>■ <b>Pre-portioned:</b> An unlabelled product package that protects the fruit article (e.g. strawberry, blackberry, etc.) and is sold as presented as a whole.</li><li>■ Labelling of a pre-portioned consumer unit generally does not require a label by legal or regulatory requirements. However, it may be labelled (e.g. with a GTIN) by the supplier/packer for POS.</li></ul>	

According to legal requirements a closed pre-packed consumer product will always have a label. It should carry a GTIN encoded in a barcode to make it possible to scan at the point of sale.

Unpacked/loose fruit and vegetables are offered to the consumer from a crate or carton. According to legal requirements there is no obligation to put a label on single units. The consumer picks them in the wanted quantity. They are sold by each or by weight. The decision to label is at the discretion of the retailer, in some cases based on legal aspects. The supplier may assign a separate identification number (GTIN or PLU) to a loose product and



label it (e.g. a melon). In most cases, they are not labelled and the retailer himself arranges the sale to the consumer; e.g. a PLU is assigned by the retailer or the consumer sticks a retailer internal label on the article after it has been weighed. Items without labels are out of scope.



**Remark (GS1 in Europe):**

■ According to EU 543/2011 European target markets require trade items to be labelled with Country of Origin Labelling.



**Remark:** Trade items with a protection package and no label are handled as retailer internal process. In terms of labelling there is a difference between pre-packed and loose articles on the European target market.

- According to regulation EU 1169/2011 a pre-packed consumer product always has a label with clearly defined information. It should carry a GTIN identification number encoded in a barcode to make it possible to scan this article at the point of sale.
- Loose fruit and vegetables and pre portioned consumer units with protection only are covered by regulation EU 1169/2011 and there is no legal obligation to label. An example would be a pumpkin; the consumer picks them in the wanted quantity. They are sold by each or by weight. The decision to label is at the discretion of the retailer.
- Pre-portioned consumer units with no label are handled as retailer internal process and is out-of-scope. According to law there is no obligation to put a label on these trade items. The supplier may assign a separate identification number (GTIN or PLU) and label it.

The following diagrams provide guidance on determining the packaging levels and labelling. If additional guidance is required for a specific application, please contact your local Member Organisation.

Figure 3-1. Commercial Perspective: relevant for handling processes

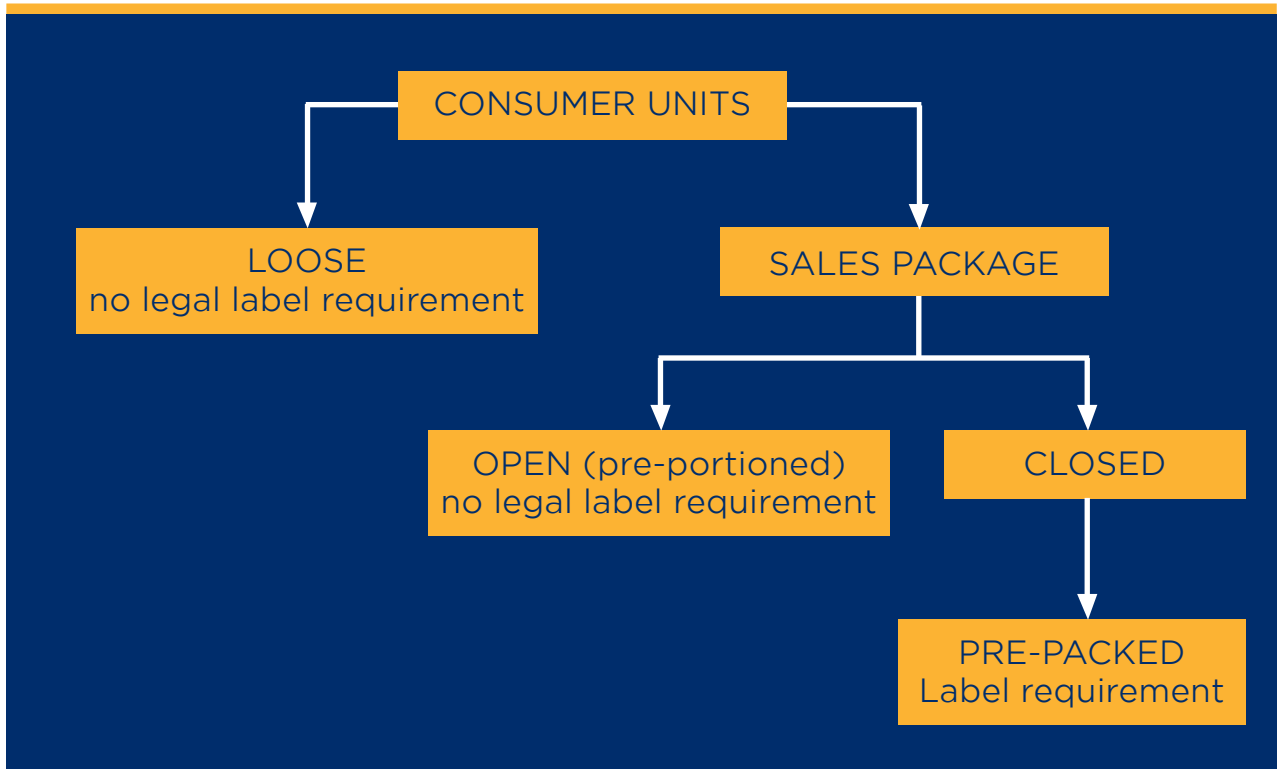
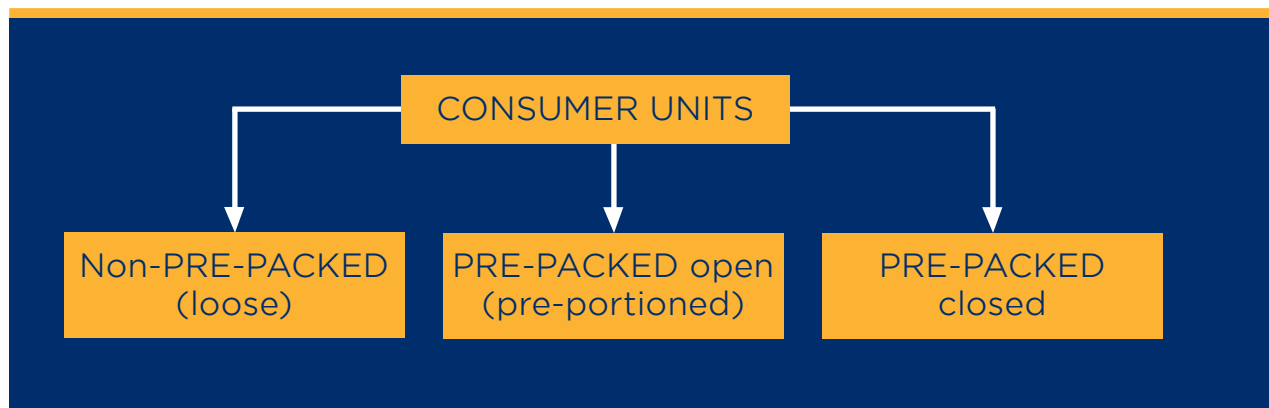


Figure 3-2. Legal Perspective: relevant for marking and labelling processes



**Remark (GS1 in Europe):**

For legal labelling requirements in the European Union information is provided in the annex. For other target markets local/regional requirements need to be followed.

### 3.1. General Label Considerations for Consumer Items

Trade items are read at the POS. It is a general requirement to do this fast and efficiently to support smooth processes. The trade item needs a unique identification number. This can be a PLU number or a barcode with a GTIN or, where applicable, both. The GTIN is always encoded in an EAN/UPC or GS1 DataBar Omnidirectional barcode to allow for automatic scanning. Accurate data and barcode quality should be observed.

#### 3.1.1. Using IFPS PLU Numbers

Price Look Up numbers (PLUs) are not used on any bagged product that is always sold as fixed weight (i.e. not weighed in the store for pricing).

- *Example:* It is not allowed to use both a GTIN in barcode and PLU code(s) together on a 1-pound bag of carrots. That bag of carrots is never sold in variable weight form: the cashier would never weigh it on the scale and determine its price based on a price per pound/kilogram. It is always sold just as is: a 1 pound bag of carrots and should carry the appropriate barcode.

PLUs may be used with a corresponding GTIN in a barcode if the product can be sold either “by each/per unit” or weighed for pricing.

- *Background:* Countries using the PLU consider it the human readable equivalent of the GS1 DataBar Stacked Omnidirectional as the tiny sticker does not allow for the GTIN to be printed in HRI.

Some retailers have indicated their preference for a barcode whenever possible on variable weight produce. This may vary from retailer to retailer and should be considered when preparing coding for product.




**Remark (GS1 in Europe):** There are retailer-internal and standard PLUs. It is recommended to use the standard PLU = IFPS PLU. For full information, please consult the latest version of IFPS Produce PLU “A Users’ Guide” (see section 4. Resources).

### 3.1.2. Using Barcodes

Choosing a GS1 barcode:

- If only a GTIN is to be encoded use an EAN/UPC Symbol.
- In case of smaller items use a GS1 DataBar Stacked Omnidirectional.  
If a GTIN and additional data such as net weight are to be encoded use GS1 DataBar Expanded or GS1 DataBar Expanded Stacked.

 **Note:** This guideline only uses weight in examples below because this information is crucial in some scenarios.

### 3.1.3. GS1 DataBar Symbols

Figure 3-3. GS1 DataBar symbols used at POS





Required Human Readable Interpretation (HRI) is not shown in the above examples.

### 3.1.4. Characteristics of the GS1 DataBar

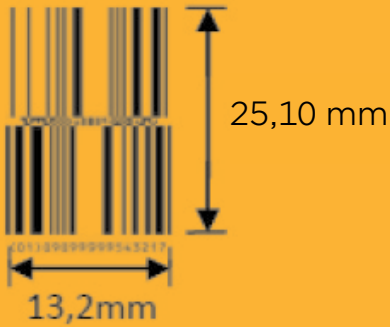


The GS1 DataBar has the following characteristics” by:


- Fully compatible with currently installed scanner technology
- Linear symbology
- Omnidirectional scanning capability, except in conjunction with “stacked“ or “limited“ formats
- Space-saving symbology, therefore suitable for extremely small products
- Additional information can be encoded in GS1 DataBar Expanded and GS1 DataBar Expanded Stacked using the Application Identifier System
- Availability of a range of application-specific symbols provides optimal versatility
- Worldwide symbology protection (ISO/IEC 24724)

 **Note:** GS1 DataBar symbols encode a 14-digit numeric string. When encoding GTIN-12 or GTIN-13 in GS1 DataBar symbols, zero-fill with two or one zeros to the left of the GTIN.

 **Note:** For more information on GS1 DataBar please see Annex

## GS1 DataBar Symbols

GS1 DataBar Stacked Omnidirectional	GS1 DataBar Expanded Stacked
 <p>■ AI (01) GTIN</p>	 <p>■ AI (01) GTIN ■ AI (15) Best Before Date (YYMMDD)</p>
GS1 DataBar Expanded	
38,35 width, 8,99 mm height	
 <p>■ AI (01) GTIN ■ AI (3103) net weight</p>	

 **Note:** Indicated symbol dimensions are based on an X-dimension of 0,264 mm

The size of GS1 DataBar symbols depends on the number of stacked lines, the size of the X-dimension, and how much data is encoded. The minimum X-dimension is 0,264, maximum is 0,66.

### Structure of the label

While used on a private label (retailer brand) the requirements are provided by the retailer, while for regular brands and non-branded items the structure and placement of the label should be in the hands of the supplier/packer to avoid customer-specific requirements or to meet regulatory requirements for placement.

### Label Size

The size of the label depends on the amount of data and the size of the consumer unit. It is important to observe the technical specifications. Barcodes must be readable. Minimum legal information must be readable!

Common label sizes for consumer units are:

- 40 mm x 47 mm
- 40 mm x 55 mm
- 60 mm x 60 mm
- 68 mm x 45 mm

### Human Readable interpretation/Human Readable text

- Below each barcode a human readable interpretation (HRI) must show the content this is often only a GTIN.
- Further human readable text (Non-HRI) may be added on the label according to business process and legal requirements. This may include country of origin, variety, nutritional information, IFPS PLU, etc.

HRI shall appear except in rare circumstances for specific applications where there are extreme space constraints. If the GS1 AIDC data carrier cannot be read or scanned and the HRI does not appear on the label, package or item, Non-HRI text should be used as backup information.

## 3.2. Specific Label Scenarios for Consumer Units

As consumer units may occur in different forms (fixed weight vs variable weight, pre-packed, loose, etc.) the layout and content of the labels vary accordingly. The paragraphs below provide label details of the most relevant label solutions for:


1. pre-packed consumer unit (fixed weight)
2. pre-packed consumer unit (variable weight)
3. unpacked/loose piece (sold at retailer's discretion by each or by weight)


### 3.2.1. Label on Pre-packed Consumer Unit (Fixed Weight)

Figure 3-4. Example



The left column shows 2 options depending on the size of the consumer unit and the business requirements.

Identification / GS1 Data Carrier	Information on the label
<p>GTIN in EAN/UPC Symbol</p> <p>GTIN in GS1 DataBar Symbol (especially for packages of small or round items. Example: mini peppers)</p>	<p>Human Readable interpretation below each barcode (HRI)*</p> <p> <b>Remark:</b> In the EU regulatory requirements apply to labels used on item (e.g. country of origin). For target market EU, please refer to the annex for further information</p>

 **Note:** If additional attributes such as lot number or expiry date are needed, GS1 DataBar Expanded or Expanded Stacked symbol can be used

### 3.2.2. Label on Pre-packed Consumer Unit (Variable Weight)

Figure 3-5. Example



#### Identification / GS1 Data Carrier

GTIN + weight in GS1 DataBar Expanded or Expanded Stacked

#### Information on the label

Human Readable interpretation below each barcode (HRI)



#### Remark

In the EU regulatory requirements apply to labels used on item (e.g. country of origin). For target market EU, please refer to the annex for further information.



#### Note

In some target markets RCNs are still being used while being phased out. Please refer to your local MO for additional instructions.

### 3.2.3. Label on Non Pre-packed / Loose Piece

Labelling a non pre-packed/loose piece is not a general requirement, but is done based on business / customer requirements.

Figure 3-6. Examples






**Identification / GS1 Data Carrier**

GTIN in EAN or UPC Symbol

GTIN in GS1 DataBar  
(typically Stacked Omnidirectional)


GTIN plus net weight in GS1 DataBar Expanded

 **Note:**  
*At the retailer's discretion loose fresh food items can be processed as fixed or variable measure products.*

**Information on the label**

Human Readable interpretation below each barcode (HRI)

IFPS PLU-number can be added

-  **Notes:**
- *If only an internal PLU is on the label it can only be used on the premises of this one retailer.*
  - *If loose produce has been defined to be sold by the each, the trade item can be identified like a fixed measure item, i.e. with a GTIN only.*
  - *The retailer decides how to handle variable measure fresh food trade items sold at POS.*

**Extract From “GS1 AIDC Fresh Foods Sold at Point-of-Sale Implementation Guide” (2011)**

The Figure 1 below is an extract from the GS1 AIDC Fresh Foods Sold at Point-of-Sale Implementation Guide and provides additional guidance for loose items.

*Figure 3-7. Extract from GS1 AIDC Fresh Foods Sold at Point-of-Sale Implementation Guide*

**4.7.3. Loose Produce Items**

Loose Produce trade items are trade items which are identified with a GTIN. At the retailer's direction, loose produce can be sold as fixed or variable measure products.

If this product is to be identified as variable measure, see variable measure Section 4.6.

- When a loose produce item is further processed in store and repackaged, it may be sold by the retailer as a fixed measure trade item, then it is treated as a Fixed Measure Trade Item and follows – Loose Produce Trade Items Scanned at Point-of-Sale of the GS1 General Specifications Section 2.
- However, if loose produce is sold as a variable measure trade item, then it is treated as Variable Measure Trade Item and follows – Variable Measure Fresh Food Trade Items Scanned at Point-of-Sale Using GTIN of the GS1 General Specifications Section 2.

For loose produce you can use GS1 DataBar Staked Omnidirectional to encode GTIN only.

### Additional Label Examples

Figure 3-8. GTIN in GS1 DataBar Stacked Omnidirectional with IFPS PLU and without HRI



- ✔ **Note:** HRI shall appear except in rare circumstances for specific applications where there are extreme space constraints. If the GS1 AIDC data carrier cannot be read or scanned and the HRI does not appear on the label, package, or item, Non-HRI text should be used as backup information.

Figure 3-9. GTIN in GS1 DataBar Stacked Omnidirectional with HRI



Figure 3-10. GTIN in EAN-13 symbol with HRI below the symbol



- ✔ **Note:** Label size compels the use of a heavily truncated under-sized symbol. Best practice would be to use GS1 DataBar in this situation.

#### 3.2.4. Pre-portioned Consumer Unit

Although it is stated in the introduction of this chapter that pre-portioned consumer units do not have a label they may occur labelled. In this case the recommendation under 3.2.3 may be applied.

### **3.2.5. How to Manage Non-POS Product That May Go to POS**

A brand owner is the responsible party for identification of their trade items using GS1 standards. They should identify and segment inventories with different GTINs according to GTIN Allocation Rules and commercial agreements. This does not mean that a trade item intended by the brand owner for use at POS or not at POS will never be used by a downstream trading partner in a manner not intended. This exception cannot be managed by GS1 standards compliance, but only by bilateral commercial agreements.

## **3.3. Label Design (How to design a label)**

The supplier/packer decides how the label is structured and designed by taking into account marketing aspects, legal requirements and GS1 specifications and implementation guidelines. In case of private labels, the retailer provides the relevant requirements. The GS1 General Specification provides specifications for barcode size and quality.

## **3.4. Label Placement (Where to put the label)**

When placing labels on fruit and vegetables, the following principles, practices and examples should be considered to assure the labels will be properly and efficiently scanned. The GS1 General Specification provides specifications for label placement.

Principles:

- At least one barcode is needed on a trade item intended for the Point-of-Sale.
- Only one barcode should be on a label.
- More than one label on an item should be avoided
- If more than one label is placed every label should contain the same GTIN
- Anything that will obscure or damage a barcode will reduce scanning performance.
- If the barcode height is below the recommended height it is not omnidirectional readable and has an impact on reading performance

Practices:

- Never position the barcode on the item in an area with inadequate space. Do not let the other graphics encroach on the space for the barcode.
- Never place barcodes, including Quiet Zones, on perforations, die-cuts, seams, ridges, edges, tight curves, folds, flaps, overlaps, and rough textures.
- Never put staples through a barcode or its Quiet Zones.
- Never fold a symbol around a corner.
- Never place a symbol under a package flap.
- Barcodes used for production control purposes should be obstructed wherever possible before entering general distribution

## Examples

Figure 3-11. Example



Scanning issue due to bad contrast (see barcode located on side panel)

Figure 3-12. Example



Scanning issue due to bad placement

Figure 3-13. Example



Scanning issue due to lack of height

## 4. Resources

GS1 General Specifications

<http://www.gs1.org/barcodes-epcrfid-id-keys/gs1-general-specifications>

Information about structure and use of the GTIN:

[www.gs1.org/barcodes/technical/idkeys/gtin](http://www.gs1.org/barcodes/technical/idkeys/gtin)

GS1 in Europe

[www.gs1.eu](http://www.gs1.eu)

GTIN Allocation Rules for Fresh Foods

[www.gs1.org/1/gtinrules/index.php/tid=32](http://www.gs1.org/1/gtinrules/index.php/tid=32)

GS1 Global Office

[www.gs1.org](http://www.gs1.org)

UNECE Standards for Fresh Fruits and Vegetables (FFV)

[www.unece.org/trade/agr/standard/fresh/FFV-StandardsE.html](http://www.unece.org/trade/agr/standard/fresh/FFV-StandardsE.html)

UNECE Standards for Dry and Dried Produce (DDP)

[www.unece.org/trade/agr/standard/dry/DDP-Standards.html](http://www.unece.org/trade/agr/standard/dry/DDP-Standards.html)

Codex Alimentarius - International Food Standards

[www.codexalimentarius.org](http://www.codexalimentarius.org)

EU Regulation on Fruit & Vegetables EU 543/2011

<http://eur-lex.europa.eu/LexUriServ/LexUriServ.do?uri=OJ:L:2011:157:0001:0163:EN:PDF>

IFPS Produce PLU "A Users' Guide"

[www.ifpsglobal.com](http://www.ifpsglobal.com) and/or [www.plucodes.com](http://www.plucodes.com)

## 5. Annex

### 5.1. Cross Reference of Terms

Produce Sector Term	Guideline Term	GS1 Glossary Term	GS1 Definition
Each Base Unit Saleable Unit	Consumer Unit (Each) Unit Item Loose Pre packed Pre proportioned	Trade Item	Any item (product or service) upon which there is a need to retrieve pre-defined information and that may be priced, ordered, or invoiced at any point in any supply chain.
Case Traded Unit Bin Tote Pallet RPC Tray	Trade Unit (Case)	Trade Item Grouping	A standard composition of trade item(s) that are not intended for point-of - sale scanning.
Pallet Non-Standard Mixed Case	Logistic Unit (Pallet)	Logistic Unit	An item of any composition established for transport and/ or storage that needs to be managed through the supply chain.

### 5.2. Glossary - GS1 Terms & Definitions

Term	Definition
Automatic Identification and Data Capture	A technology used to automatically capture data. AIDC technologies include barcodes, smart cards, biometrics and RFID.
barcode	A symbol that encodes data into a machine readable pattern of adjacent, varying width, parallel, rectangular dark bars and pale spaces.
Barcode Verification	The assessment of the printed quality of a barcode based on ISO/IEC standards using ISO/IEC compliant barcode verifiers.
Batch / Lot	The batch or lot number associates an item with information the manufacturer considers relevant for traceability of the trade item. The data may refer to the trade item itself or to items contained in it.
brand owner	The party that is responsible for allocating GS1 System Identification Keys. The administrator of a GS1 Company Prefix.
Check Digit	A final digit calculated from the other digits of some GS1 Identification Keys. This digit is used to check that the data has been correctly composed. (See GS1 Check Digit Calculation.)
Customer	The party that receives, buys, or consumes an item or service.
data character	A letter, digit, or other symbol represented in the data field(s) of an Element String.



Term	Definition
data field	A field that contains a GS1 Identification Key, an RCN, or attribute information
data titles	Data titles are the abbreviated descriptions of Element Strings which are used to support manual interpretation of barcodes.
EAN/UPC Symbology	A family of barcodes including EAN-8, EAN-13, UPC-A, and UPC-E barcodes. Although UPC-E barcodes do not have a separate symbology identifier, they act like a separate symbology through the scanning application software. See also EAN-8 barcode, EAN-13 barcode, UPC-A barcode, and UPC-E barcode.
EAN-13 barcode	A barcode of the EAN/UPC Symbology that encodes GTIN-13, Coupon-13, RCN-13, and VMN-13.
Element	A single bar or space of a barcode.
Extension digit	The first digit within the SSCC (Serial Shipping Container Code) which is allocated by the user and is designed to increase the capacity of the SSCC.
Fixed Measure Trade Item	An item always produced in the same pre-defined version (e.g., type, size, weight, contents, and design) that may be sold at any point in the supply chain.
Fresh Foods	Trade items in the following product categories: fruits, vegetables, meats, seafood, bakery and ready to serve food such as cheeses, cold cooked or cured meats, and salad, etc. Fresh Foods is defined as food that is not preserved by canning, dehydration, freezing or smoking.
General Distribution Scanning	Scanning environments that include barcoded trade items packaged for transport, logistic units, assets, and location tags.
Global Trade Item Number (GTIN)	The GS1 Identification Key used to identify trade items. The key comprises a GS1 Company Prefix, an Item Reference and Check Digit.
GS1 AIDC data carrier	A means to represent data in a machine readable form; used to enable automatic reading of the Element Strings as specified for use by GS1.
GS1 Application Identifier	The field of two or more digits at the beginning of an Element String that uniquely defines its format and meaning.
GS1 Company Prefix	Part of the GS1 System identification number consisting of a GS1 Prefix and a Company Number. The Company Number is allocated by GS1 Member Organisations. See also U.P.C. Company Prefix. GS1 Member Organisations assign GS1 Company Prefixes to entities that administer the allocation of GS1 System identification numbers. These entities may be, for example, commercial companies, not for profit organisations, governmental agencies, and business units within organisations. Criteria to qualify for the assignment of a GS1 Company Prefix are set by the GS1 Member Organisations.
GS1 DataBar Expanded barcode	A barcode that encodes any GS1 Identification Key plus Attribute data, such as weight and “best before” date, in a linear symbol that can be scanned omnidirectionally by suitably programmed Point-of-Sale scanners.
GS1 DataBar Expanded Stacked barcode	A barcode that is a variation of the GS1 DataBar Expanded barcode that is stacked in multiple rows and is used when the normal symbol would be too wide for the application.
GS1 DataBar Omnidirectional barcode	A barcode that encodes a GTIN. It is designed to be read by omnidirectional scanners.

Term	Definition
GS1 DataBar	A family of barcodes, including GS1 DataBar Omnidirectional; GS1 DataBar Stacked Omnidirectional; GS1 DataBar Expanded; GS1 DataBar Expanded Stacked GS1 DataBar Truncated, GS1 DataBar Limited, and GS1 DataBar Stacked symbols.
GS1 DataBar Retail POS Family	The members of the GS1 DataBar Symbology family designed to be read in segments by omnidirectional scanners at retail POS: GS1 DataBar Omnidirectional; GS1 DataBar Stacked Omnidirectional; GS1 DataBar Expanded; GS1 DataBar Expanded Stacked.
GS1 DataBar Stacked barcode	A barcode that is a variation of the GS1 DataBar Truncated barcode that is stacked in two rows and is used when the GS1 DataBar Truncated barcode would be too wide for the application.
GS1 Global Data Dictionary	A repository tool used to record GS1 member standards agreements on business terms and definitions used by all business units.
GS1	Based in Brussels, Belgium, and Princeton, USA, it is the organisation that manages the GS1 System. Its members are GS1 Member Organisations.
GS1 Identification Key	A numeric or alphanumeric data field defined by GS1 to ensure the global, unambiguous uniqueness of the identifier in the open demand or supply chain.
GS1 Identification Keys	A globally managed system of numbering used by all GS1 Business Units to identify trade items, logistic units, locations, legal entities, assets, service relationships, consignment, shipments and more. Any identification number that combines GS1 member company identifiers (GS1 Company Prefix) with standards based rules for allocating reference numbers is a key.
GS1 Member Organisation	A member of GS1 that is responsible for administering the GS1 System in its country (or assigned area). This task includes, but is not restricted to, ensuring brand owners make correct use of the GS1 System, have access to education, training, promotion and implementation support and have access to play an active role in GSMP.
GS1 Prefix	A number with two or more digits, administered by GS1 that is allocated to GS1 Member Organisations or for Restricted Circulation Numbers.
GS1 System	The specifications, standards, and guidelines administered by GS1.
GTIN Application Format	A format for a GTIN-8, GTIN-12, or GTIN-13 used when a GTIN application uses a fixed field length, for example, when a GTIN-13 is encoded in symbology using Application Identifier (01).
GTIN-12	The 12-digit GS1 Identification Key composed of a U.P.C. Company Prefix, Item Reference, and Check Digit used to identify trade items.
GTIN-13	The 13-digit GS1 Identification Key composed of a GS1 Company Prefix, Item Reference, and Check Digit used to identify trade items.
GTIN-14	The 14-digit GS1 Identification Key composed of an Indicator digit (1-9), GS1 Company Prefix, Item Reference, and Check Digit used to identify trade items.
GTIN-8	The 8-digit GS1 Identification Key composed of a GS1-8 Prefix, Item Reference, and Check Digit used to identify trade items.

Term	Definition
Human Readable Interpretation (HRI)	Characters, such as letters and numbers, which can be read by persons and are encoded in GS1 AIDC data carriers confined to a GS1 standard structure and format. The Human Readable Interpretation is a one-to-one illustration of the encoded data. However Start, Stop, shift and function characters, as well as the Symbol Check Character, are not shown in the human readable interpretation.
Leading Zero(s)	Digits (always zeroes) which must be placed in the leftmost position(s) of a data string when GTIN-8, GTIN-12, or GTIN-13 are encoded in an GS1 AIDC data carrier that requires 14-digits (see also GTIN Application Format) or when used for the same intent in other data structures such as GRAI.
Logistic unit	An item of any composition established for transport and/or storage that needs to be managed through the supply chain. It is identified with an SSCC.
Loose Produce	Fruits and vegetables which are delivered to the store loose, in boxes or cases, and then put into a bag or selected individually by the customer for purchase.
Non-HRI Text	Characters such as letters and numbers that can be read by persons and may or may not be encoded in GS1 AIDC data carriers and are not confined to a structure and format based on GS1 standards (e.g., a date code expressed in a national format that could be used to encode a date field in a GS1 AIDC data carrier, brand owner name, consumer declarations).
Point-of-Sale (POS)	Refers to the retail checkout where omnidirectional barcodes must be used to enable very rapid scanning or low volume checkout where linear or 2D matrix barcodes are used with image-based scanners.
Price check digit	A digit calculated from the price element of a Variable Measure Number encoded using the EAN/UPC Symbology. Used to check that the data has been correctly composed.
Restricted Circulation Number (RCN)	Signifies a GS1 identification number used for special applications in restricted environments, defined by the local GS1 Member Organisation (e.g., restricted within a country, company, industry). They are allocated by GS1 for either internal use by companies or to GS1 Member Organisations for assignment based on business needs in their country (e.g., variable measure product identification, couponing).
Serial Shipping Container Code	The GS1 Identification Key used to identify logistics units. The key comprises an Extension digit, GS1 Company Prefix, Serial Reference, and Check Digit.
Shipment	A grouping of logistics and transport units assembled and identified by the seller (sender) of the goods travelling under one despatch advice and/or Bill of Lading to one customer (recipient).
Trade item grouping	A predefined composition of trade item(s) that is not intended for Point-of-Sale scanning. It is identified with a GTIN-14, GTIN-13, or GTIN-12.
Symbol	The combination of symbol characters and features required by a particular symbology, including Quiet Zone, Start and Stop Characters, data characters, and other auxiliary patterns, which together form a complete scannable entity; an instance of a symbology and a data structure.
Symbol character	A group of bars and spaces in a symbol that is decoded as a single unit. It may represent an individual digit, letter, punctuation mark, control indicator, or multiple data characters.

Term	Definition
Symbology	A defined method of representing numeric or alphabetic characters in a barcode; a type of barcode.
Symbology element	A character or characters in a barcode used to define the integrity and processing of the symbol itself (e.g., start and stop patterns). These elements are symbology overhead and are not part of the data conveyed by the barcode.
Symbology identifier	A sequence of characters generated by the decoder (and prefixed to the decoded data transmitted by the decoder) that identifies the symbology from which the data has been decoded.
Trade item	Any item (product or service) upon which there is a need to retrieve pre-defined information and that may be priced, or ordered, or invoiced at any point in any supply chain.
Variable Measure Trade Item	A trade item which may be traded without a pre-defined measure, such as its weight or length.

[source: GS1 General Specifications]

### 5.3. GS1 DataBar

The GS1 DataBar family consists of 7 different variants, only 4 of them are applicable for POS.

#### Choose the right GS1 DataBar symbol and size:

1. Check the space dedicated to the barcode on the label and the data to be encoded. This will enable you to select the right GS1 DataBar type.
  - GTIN only: GS1 DataBar Omnidirectional. If less space GS1 DataBar Stacked Omnidirectional.
  - GTIN plus weight: GS1 DataBar Expanded. If less space GS1 DataBar Expanded Stacked
2. Choose the X-dimension. This should be between 0.264 mm and 0.660 mm, for loose produce it may be 0,203 mm and then lead to slower scanning performance. For more details refer to the GS1 General Specification Chapter 5, Symbol Specification Table 1.

#### Data transmitted by the scanner

The GS1 DataBar family symbols are designed and intended to be used with symbology identifiers and also specified in the ISO standard. GS1 DataBar family symbols are normally transmitted using symbology identifier prefix “]e0”. For example, a GS1 DataBar Symbol encoding AI (01) Element String produces the transmitted data string “[]e00104012345000016.”

GS1 DataBar Expanded Symbols encode the application identifiers. All Element Strings of variable length and those of fixed length not stated in the predefined table shown in Gen Specs page 357 must be delimited when followed by another Element String in a single barcode. The delimiter is a Function 1 Symbol Character (FNC1). This is transmitted as a <GS> (ASCII 29) unless it is the last character in a symbol in which case it is not transmitted.

## How to use GS1 DataBar

For more information please reference: <http://www.gs1.org/barcodes/databar>



GS1 DataBar  
Overview



GS1 DataBar  
Ready Scanners



GS1 DataBar  
Encoder/Decoder Software

For a readiness checklist for suppliers and retailers please refer to the GS1 AIDC Fresh Foods Sold at POS Implementation Guide.

<http://www.gs1.org/fresh-foods/implementation-guidelines>




For symbol specifications for GS1 DataBar Symbols for POS reference GS1 General Specifications, Section 5, Symbol Specification Table 1, The GS1 General Specifications is the core standards document of the GS1 System describing how GS1 barcodes and identification.

<http://www.gs1.org/genspecs>

## 5.4. Legal Requirements for Labels on Fruit & Vegetables in the EU


Apart from the requirements between the business partners, it is necessary to provide on labels for consumer units and trade units the right information according to a number of relevant EU directives like EU 1169/2011 or EU 543/2011 and their national implementations. Based on a business view, the following tables aim to help companies in the fruit & vegetable sector and their business partners to have the same understanding regarding the legal requirements and provide guidance about the needed information on a label from a legal point of view.




	Unprocessed - Label requirements for consumer items		
	Prepacked single commodity		Prepacked variety pack (mixes of different species of fresh fruits & vegetables)
	Open pack A	Closed pack B	
			
Description	A prepacked open pack is a package for which the content can be altered without damaging the package.	A prepacked closed pack is a package for which the content cannot be altered without damaging the package.	A prepacked variety pack consists of components of different species of fruits and vegetables. Mix packages of different species are only allowed if their weight is ≤ 5 kg & they are properly labeled.
General	There is no labelling requirement for consumer items in open packages in the trading phase. Labelling is done on the trading package (column E or F).	Regulations also apply for mixes with the same species (e.g. tricolor-bell-peppers, lettuce mixes, apple varieties etc.)	For mix packages containing processed foodstuff the regulations for processed and prepared food apply (see column J).
Nature of produce = Regulated product name	<b>Not applicable for open packages.</b> In case of data exchange the nature of the produce as mentioned on the trading package should be used as regulated product name.	The nature of produce is mandatory. Depending on the product, the nature of produce contains the variety or commercial type.	The nature of produce is mandatory. Depending on the product, the nature of produce contains the variety or commercial type. The nature of produce for each product in the pack has to be declared.
Language	Not applicable for open packages.	The EU requires that the text on the label must be written in one of the official languages of an EU member state and be comprehensible for the consumer.	The EU requires that the text on the label must be written in one of the official languages of an EU member state and be comprehensible for the consumer.
Minimum Fontsize	Not Applicable for open packages.	1,2 mm (if label <80 cm² then 0,9 mm).	1,2 mm (if label <80 cm² then 0,9 mm).
Country of Origin	Not applicable for open packages. In the store the country of origin must be displayed in close proximity to the shelf.	Mandatory, declared either by the full name or by a common name of the country of origin. If the package contains a mix of varieties of the same product, like a pepper mix originating from different countries, the origin of each item must be listed on the label.	Mandatory, declared either by the full name or by a common name of the country of origin. The declaration may be replaced with one of the following terms, as appropriate: a) mix of EU fruit and vegetables b) mix of non-EU fruit and vegetables c) mix of EU and non-EU fruit and vegetables or likewise denominations.
Identification of packer or other relevant parties	Not applicable for open packages.	Mandatory. Full name and address of Packer or Trader. Alternatively can be identified by name and address of a seller (retailer) established within the Union, indicated in close connection with the denomination 'Packed for:' or an equivalent denomination.	Mandatory. Full name and address of Packer or Trader. Alternatively can be identified by name and address of a seller (retailer) established within the Union, indicated in close connection with the denomination 'Packed for:' or an equivalent denomination.
Quantity: Net content expressed as count or net weight	Not applicable for open package. However, to inform the consumer, the quantity, expressed as net weight in grams or kilograms, must be given in the store in close proximity to the product.	The quantity in the prepacked package is expressed as net weight (in grams or kilograms). Net weight is not compulsory for products which are usually sold by number provided that the number of items is clearly visible from outside or the number is mentioned on the label.	The quantity in the prepacked package is expressed as net weight (in grams or kilograms). Net weight is not compulsory for products which are usually sold by number provided that the number of items is clearly visible from outside or the number is mentioned on the label. The quantities of each product in a mix have to be declared on the label.
Best Before Date / Expiry Date	Not applicable for fresh fruit & vegetables.	Not mandatory for fresh fruit & vegetables. Note that for sprouting vegetables (buds, sprouts and seedlings) declaration of the best before date is mandatory.	Not mandatory for fresh fruit & vegetables. Note that for sprouting vegetables (buds, sprouts and seedlings) declaration of the best before date is mandatory.
Production Lot number	Not applicable for open packages.	A production party identification or lot number is mandatory on the consumer package.	A production party identification or lot number is mandatory on the consumer package.
List of Ingredients	Not applicable for open packages.	Not applicable for fresh fruit & vegetables.	Not applicable when only a Mix of F&V is packed. If F&V with additional foodstuff is packed then all ingredients have to be declared.
Allergenic declaration	In F&V only applicable for Celery (leaves, stems and roots). This is not compulsory when the name of the allergen is part of the regulated product name. As this always contains the nature of produce an allergenic declaration will never be mandatory in this case.	In F&V only applicable for Celery (leaves, stems and roots) This is not compulsory when the name of the allergen is part of the regulated product name. As this always contains the nature of produce an allergenic declaration will never be mandatory in this case.	When celery is one of the items in the mix it is mandatory to declare it as an allergen on the label. The label shall contain either - an allergenic declaration in the list of ingredients - or elsewhere on the label the literal "Contains" followed by the name of the allergen.
Declaration of nutritional value	Not applicable for fresh fruit & vegetables.	Not applicable for fresh fruit & vegetables.	Declaration of nutritional values is mandatory when the package contains different categories of foodstuff (e.g. lettuce with dressing). See processed.
Additives including waxes	Not applicable for fresh fruit & vegetables.	Not applicable for fresh fruit & vegetables	Not applicable for fresh fruit & vegetables.
Post Harvest Treatment	Not applicable for open packages.	Anti-moulding agents added in a post-harvest treatment on citrus fruits must be mentioned on the package.	Anti-moulding agents added in a post-harvest treatment on citrus fruits must be mentioned on the package.
Protective Atmosphere	Not applicable for open packages.	If a package contains gas to prolong the shelf life the term 'Packed in protective atmosphere' should be mentioned on the label.	If a package contains gas to prolong the shelf life the term 'Packed in protective atmosphere' should be mentioned on the label.
Product dependent information requirements	For products for which the specific marketing standards apply, additional information about Quality Class, Size, Variety or Commercial Type and Post-harvest treatment has to be declared either on the product or in close proximity (on the shelf) in accordance with the specific UNECE product standard.		



Non prepacked, loose <b>D</b>	Additional remarks	Relevant Regulation (Source)
		
Protective films covering single produce are not considered as a pre-package according to EU 2011/543.	These definitions for processed and unprocessed fruits and vegetables are only applicable for the labelling process. There are other definitions of prepared for other purposes in other regulations. The distinction between prepared and processed produce is defined in EU 852/2004, EU 1169/2011 defines information requirements for processed products.	EU 852/2004; EU 543/2011 Annex VI contains the categories of processed products; EU 1169/2011.
There is no labelling requirement for loose items in the trading phase nor in consumer phase. Labelling is done on the trading package (column E or F).	When mandatory information on a consumer item is not visible when packed in a case, then the same information must be displayed on the case as well.	EU 543/2011 art.5 & 6; U 1169/2011 (art. 26) part. 1. a 12 & 13.
<b>Not applicable for loose items.</b> In case of data exchange the nature of the produce as mentioned on the trading package should be used as regulated product name.	When a product is in a certain state, then that must be part of the product name to avoid misleading the end consumer. E.g. Dried figs, Peeled and diced mango's.	EU 1169/2011 art. 17.
Not applicable for loose items.	In several countries such as Belgium, France, The Netherlands and Germany, there is a national requirement that the language on the label must be one of the official languages of that country.	EU 1169/2011 art. 15; EU 543/2011 (trading units).
Not applicable on loose items.		EU 1169/2011 art. 13 par 2-3.
Not applicable for loose items. In the store country of origin must be displayed in close proximity to the shelf.	Abbreviations or ISO codes such as UK for Great Britain or DE for Germany are NOT allowed.	EU 543/2011 art. 7. and Annex 1; EU 1169/2011 (art. 26); EU 1234/2007 art. 113/1.
Not applicable for loose items.	In case the denomination "Packed for" is used, the labelling shall also include a code mark representing the packer and/or the dispatcher. The seller shall give all information deemed necessary by the inspection body as to the meaning of this code mark.	EU 543/2011 annex 1 part A; EU 1169/2011 art. 8
Not applicable for loose items.	Some products loose a considerable amount of their weight or volume. Prepackages can be marketed either fixed or variable weight; In the first case, the weight must reflect the shrinkage (water loss) throughout the supply-chain. EU 543/2011 prevails above EU 1169/2011.	EU 1169/2011 - art.23 + appendix X; EU 543/2011 art. 6.
Not applicable for fresh fruit & vegetables.	Although it is not mandatory for fresh unprocessed fruits and vegetables the use of best-before-date is encouraged.	EU 1169/2011 - par.24 + appendix X.
Not applicable for loose items.	A clearly defined Best-Before-Date or Production Date can be used as alternative for the lot number. Otherwise a lot number has to start with the capital "L"	EU 91/2011.
Not applicable for loose items.	A list of ingredients is not required for unprepared fresh fruits and vegetables nor for products that contain only 1 ingredient and have the name of that single ingredient in the product name. (Cherrytomato contains tomato)	EU 1169/2011 art. 18- par 1 and 21. EU 1169/2011 Appendix VII art. 19 par 1 a and e.
In F&V only applicable for Celery (leaves, stems and roots). This is not compulsory when the name of the allergen is part of the regulated product name. As this always contains the nature of produce an allergenic declaration will never be mandatory in this case.	An allergenic declaration in the list of ingredients must be highlighted (for example CAPITAL, bold or italic). Voluntary declaration of other allergens such as radish is encouraged.	EU 1169/2011.
Not applicable for fresh fruit & vegetables.	The distinction between prepared and processed produce is defined in EU 852/2004. EU 1169/2011 defines information requirements for processed products.	EU 852/2004 art2 par.1: definition of processed and unprocessed products EU 1169/2011.
Not applicable for fresh fruit & vegetables.	EU 1169/2011 Annex VII part. C contains all categories of additives. Waxes used on fruits are considered additives too. Aroma's is a separate category for which the same applies. The EU has published a positive lists of additives and waxes and the quantities that may be used.	EU 1333-2008; EU 1169/2011 Annex VII part. C.
Not applicable for loose items.	Note that additives must be declared in th list of ingredients which is not applicable for unprepared fruits and vegetables. A maximum of 10mg/kg of sulfite can be administered to packages of fruit, e.g. blueberries, lychees and tablegrapes. Excession of this value must be declared as an allergen!	EU 543/2011 annex
Not applicable for loose items.	The type of gas used for the protective atmosphere should explicitly be allowed in EU 1333/2008	1169/2011 Annex III; EU 1333/2008.
	Products with specific marketing standards are: apples, citrus peaches and nectarines, pears, strawberries, sweet peppers, table fruit, kiwi fruit, lettuces, curled leaved and broad-leaved endives, grapes, tomatoes. Providing this information is recommended for all other products covered by UNECE Standards.	EU 543/2011 annex I and art. 3; EU 1243/2007 art. 113/1.

	Unprocessed – Label requirements for trading package		
	Open trading package (case) containing consumer items <b>E</b>	Closed trading package (case) containing consumer items <b>F</b>	Trading package (case) containing bulk/ loose commodity <b>G</b>
			
Description	The label on prepacked consumer items is visible from the outside of the trading package.	The label on prepacked consumer items is visible from the outside of the trading package.	Trading packages containing loose items may be covered by e.g. paper, carton or foil.
General	Labelling of a trading package is not required when it contains labelled consumer units which are visible from the outside.	All mandatory information applying to consumer items must also be declared or labelled on the trading package (Crate, Carton, Box).	Information on the trading package is obliged.
Nature of produce = Regulated product name	Not applicable for open trade packages with clearly visible consumer package labels.	A common and general name must be used. The name describes the nature of the produce.	A common and general name must be used. The name describes the nature of the produce.
Language	Not applicable for open trade packages with clearly visible consumer package labels.	The EU requires that the text on the label must be written in one of the official languages of an EU member state and be comprehensible for the consumer.	The EU requires that the text on the label must be written in one of the official languages of an EU member state and be comprehensible for the consumer.
Minimum Fontsize	Not applicable.	There is no regulation for minimum fontsize on trading packages.	There is no regulation for minimum fontsize on trading packages.
Country of Origin	Not applicable for open trade packages with clearly visible consumer package labels.	The full name of the country of origin must be declared on the label. In case the article contains components coming from various countries, the label will contain a list of ingredients detailing the amount and countries of origin for each component.	The full name of the country of origin must be declared on the package label.
Identification of packer or other relevant parties	Not applicable for open trade packages with clearly visible consumer package labels.	The name and address of the packer must be declared. This may be replaced by the officially issued or accepted code mark representing the packer and/or the dispatcher, indicated in close connection with the reference 'Packer and/or Dispatcher' (or equivalent abbreviations).	The name and address of the packer must be declared. This may be replaced by the officially issued or accepted code mark representing the packer and/or the dispatcher, indicated in close connection with the reference 'Packer and/or Dispatcher' (or equivalent abbreviations).
Quantity; Net content expressed as count or net weight	Not applicable for open trade packages with clearly visible consumer package labels.	The size (sorting) of products for which specific marketing standards apply must be identified in accordance to the standard concerned.	The size (sorting) of products for which specific marketing standards apply must be identified in accordance to the standard concerned.
Best Before Date / Expiry Date	Not applicable for fresh fruit & vegetables.	Not applicable for fresh fruit & vegetables.	Not applicable for fresh fruit & vegetables.
Production Lot number	Not applicable for open trade packages with clearly visible consumer package labels.	A production party identification or lot number is mandatory on the trading package (Crate, Carton, Box).	A production party identification or lot number is mandatory on the trading package (Crate, Carton, Box).
List of Ingredients	Not applicable for open trade packages with clearly visible consumer package labels.	Not applicable for trading packages.	Not applicable for trading packages.
Allergenic declaration	Not applicable for open trade packages with clearly visible consumer package labels.	Not applicable for trading packages.	Not applicable for trading packages.
Declaration of nutritional value	Not applicable for open trade packages with clearly visible consumer package labels.	Not applicable for fresh fruit & vegetables.	Not applicable for fresh fruit & vegetables.
Additives including waxes	Not applicable for trading packages with unprepared fruit and vegetables.	Not applicable for trading packages with unprepared fruit and vegetables.	Not applicable for trading packages with unprepared fruit and vegetables.
Post Harvest Treatment	Not applicable for open trade packages with clearly visible consumer package labels.	Anti-moulding agents added in a post-harvest treatment on citrus fruits must be mentioned on the trade package.	Anti-moulding agents added in a post-harvest treatment on citrus fruits must be mentioned on the trade package.
Protective Atmosphere	Not applicable for trading packages.	Not applicable for trading packages.	Not applicable for trading packages.
Product dependent information requirements	For products for which the specific marketing standards apply, additional information about Quality Class, Size, Variety or Commercial Type and Post-harvest treatment has to be declared either on the product or in close proximity (on the shelf) in accordance with the specific UNECE product standard.		



	Additional remarks	Relevant Regulation (Source)
Trading package (case) is sold in consumer phase as a consumer unit case, non prepacked <b>H</b>		
		
All regulations for consumer items and for trading packages apply.	These definitions for processed and unprocessed fruits and vegetables are only applicable for the labelling process. There are other definitions prepared for other purposes in other regulations. The distinction between prepared and processed produce is defined in EU 852/2004, EU 1169/2011 defines information requirements for processed products.	EU 852/2004; EU 543/2011 Annex VI contains the categories of processed products; EU 1169/2011.
Trading phase labelling on the package is required. The marketing of packages with mixes of different species of fruit and vegetables is allowed provided they contain a net weight of 5 kg or less.	When mandatory information on a consumer item is not visible when packed in a case, then the same information must be displayed on the case as well.	EU 543/2011 art.5 & 6; EU 1169/2011 art. 9 part. 1, a 12 & 13.
A common and general name must be used. The name describes the nature of the produce.	When a product is in a certain state, then that must be part of the product name to avoid misleading the end consumer. E.g. Dried figs, Peeled and diced mango's.	EU 1169/2011 art. 17.
The EU requires that the text on the label must be written in one of the official languages of an EU member state and be comprehensible for the consumer.	In several countries such as Belgium, France, The Netherlands and Germany, there is a national requirement that the language on the label must be one of the official languages of that country.	EU 1169/2011 art. 15; EU 543/2011 (trading units).
1,2 mm (if label <80 cm² then 0,9mm).		EU 1169/2011 art. 13 par 2-3.
Full name of the country of origin must be declared on the label. In case the article contains components coming from various countries, the label will contain a list of ingredients detailing the amount and countries of origin for each component.	Abbreviations or ISO codes such as UK for Great Britain or DE for Germany are NOT allowed.	EU 543/2011 art. 7 and Annex 1; EU 1169/2011 (art. 26); EU 1234/2007 art. 113/1.
Mandatory. Full name and address of packer or trader. Alternatively can be identified by the name and the address of a seller (retailer) established within the Union, indicated in close connection with the denomination "Packed for" or an equivalent denomination.	In case the denomination "Packed for" is used, the labelling shall also include a code mark representing the packer and/or the dispatcher. The seller shall give all information deemed necessary by the inspection body as to the meaning of this code mark.	EU 543/2011 annex 1 part A; EU 1169/2011 art. 8
The quantity in the package is usually expressed as net weight (in grams or kilograms). Net weight is not compulsory for products which are usually sold by number provided that the number of items is clearly visible from outside or the number is mentioned on the label.	Some products loose a considerable amount of their weight or volume. Prepackages can be marketed either fixed or variable weight; In the first case, the weight must reflect the shrinkage (water loss) throughout the supply-chain. EU 543/2011 prevails above EU 1169/2011.	EU 1169/2011 - art.23 + appendix X; EU 543/2011 art. 6.
Not applicable for fresh fruit & vegetables.	Although it is not mandatory for fresh unprocessed fruits and vegetables the use of best-before-date is encouraged.	EU 1169/2011 - par.24 + appendix X.
A production party identification or lot number is mandatory on the trading package (Crate, Carton, Box).	A clearly defined Best-Before-Date or Production Date can be used as alternative for the lot number. Otherwise a lot number has to start, with the capital "L"	EU 91/2011.
Not applicable for trading packages.	A list of ingredients is not required for unprepared fresh fruits and vegetables nor for products that contain only 1 ingredient and have the name of that single ingredient in the product name. (Cherrytomato contains tomato)	EU 1169/2011 art. 18- par 1 and 21. EU 1169/2011 Appendix VII art. 19 par 1 a and e.
F&V only applicable for Celery (leaves, stems and roots). This is not compulsory when the name of the allergen is part of the regulated product name. As this always contains the nature of produce an allergenic declaration will never be mandatory in this case.	An allergenic declaration in the list of ingredients must be highlighted (for example CAPITAL, bold or italic).  Voluntary declaration of other allergens such as radish is encouraged.	EU 1169/2011.
Not applicable for fresh fruit & vegetables.	The distinction between prepared and processed produce is defined in EU 852/2004. EU 1169/2011 defines information requirements for processed products.	EU 852/2004 art2 par.1: definition of processed and unprocessed products EU 1169/2011.
Not applicable for trading packages with unprepared fruit and vegetables.	EU 1169/2011 Annex VII part. C contains all categories of additives. Waxes used on fruits are considered additives too. Aroma's is a separate category for which the same applies. The EU has published a positive lists of additives and waxes and the quantities that may be used.  Note that additives must be declared in the list of ingredients which is not applicable for unprepared fruits and vegetables. A maximum of 10mg/kg of sulfite can be administered to packages of fruit, e.g. blueberries, lychees and tablegrapes. Excession of this value must be declared as an allergen!	EU 1333-2008; EU 1169/2011 Annex VII part. C.  EU 543/2011 annex
Anti-moulding agents added in a post-harvest treatment on citrus fruits must be mentioned on the package.		
Not applicable for trading packages.	The type of gas used for the protective atmosphere should explicitly be allowed in EU 1333/2008	1169/2011 Annex III; EU 1333/2008.
	Products with specific marketing standards are: apples, citrus peaches and nectarines, pears, strawberries, sweet peppers, table fruit, kiwi fruit, lettuces, curled leaved and broad-leaved endives, grapes, tomatoes. Providing this information is recommended for all other products covered by UNECE Standards.	EU 543/2011 annex I and art. 3; EU 1243/2007 art. 113/1



	Prepared or Processed – Consumer items		Prepared or Processed – Trading packages
	Fresh Cut, Prepared / Not Processed: Cut, Cleaned, Diced, Halved, Peeled, Sliced I	Prepared and Processed: Cooked, Dried, Smoked, Transformed incl. addition of additives and mixes with other foodstuff J	Trading package (case) containing processed consumer item K
			
Description	Unprocessed fruit and vegetables - Entire fresh fruit and vegetables; - Peeled, cut and shredded fruit and vegetables; - Frozen fruit and vegetables	Processed fruit and vegetables - Dried fruit and vegetables; - Fruit and vegetables in vinegar, oil or brine; - Fruit and vegetable preparations; - Jam, jellies, marmalades and similar products; - Processed potato products; - Products smoked, cooked or otherwise transformed by heating; - Canned or bottled products.	
General	Each consumer item is clearly labelled with description of the item, net weight and either best before date or expiry date in one line of sight.	Each consumer item is clearly labelled with description of the item, net weight and either best before date or expiry date in one line of sight. All information requirement of 1169/2011 apply.	All mandatory information applying to the consumer item must also be displayed on the trading unit - (Crate, Carton, Box).
Nature of produce = Regulated product name	A common and general name must be used. The name describes the nature of the produce.	A common and general name must be used. The name describes the nature of the produce.	A common and general name must be used. The name describes the nature of the produce.
Language	The EU requires that the text on the label must be written in one of the official languages of an EU member state and be comprehensible for the consumer.	The EU requires that the text on the label must be written in one of the official languages of an EU member state and be comprehensible for the consumer.	No requirements for the language.
Minimum Fontsize	1,2 mm (if label <80 cm <sup>2</sup> then 0,9mm).	1,2 mm (if label <80 cm <sup>2</sup> then 0,9mm).	There is no regulation for minimum fontsize on trading packages.
Country of Origin	The full name of the country of origin of the products must be declared if otherwise it would be misleading for the consumer. A voluntary statement of the origin of the product must be made in such a way that it cannot be confused with the name of the product (Italian tomato sauce made from Spanish tomatoes).	The full name of the country of origin of the products must be declared if otherwise it would be misleading for the consumer. A voluntary statement of the origin of the product must be made in such a way that it cannot be confused with the name of the product (Italian tomato sauce made from Spanish tomatoes).	The full name of the country of origin must be declared on the package label.
Identification of packer or other relevant parties	Full name and address of the producer or the trade-name and address of either the brandowner or the seller who places the product on the market. When a product comes from a non EU country and the trading company is not established in the EU, the name and address of the importer.	Full name and address of the producer or the trade-name and address of either the brandowner or the seller who places the product on the market. When a product comes from a non EU country and the trading company is not established in the EU, the name and address of the importer.	Full name and address of the producer or the trade-name and address of either the brandowner or the seller who places the product on the market. When a product comes from a non EU country and the trading company is not established in the EU, the name and address of the importer.
Quantity: Net content expressed as count or net weight	Net content must be expressed in volume for fluid matter and in weight for solid matter.	Net content must be expressed in volume for fluid matter and in weight for solid matter.	When fresh products for which specific marketing standards apply are used the size must be identified in accordance to the standard concerned.
Best Before Date / Expiry Date	A best-before-date is required on all processed products. Identification of the expiry date (ultimate consumption date) is compulsory for products that are very perishable from microbiological perspective.	A best-before-date is required on all processed products. Identification of the expiry date (ultimate consumption date) is compulsory for products that are very perishable from microbiological perspective.	Declaration of best-before-date or an expiry date is not compulsory for fresh fruit & vegetables.
Production Lot number	A production party identification or lot number is mandatory on the consumer package.	A production party identification or lot number is mandatory on the consumer package.	A production party identification or lot number is mandatory on the trading package (Crate, Carton, Box).
List of Ingredients	The label has to contain a list of ingredients and quantities in descending order. This list will start with the word: Ingredients. The list of ingredients includes additives.	The label has to contain a list of ingredients and quantities in descending order. This list will start with the word: Ingredients. The list of ingredients includes additives.	Not applicable for trading packages.
Allergenic declaration	Whenever allergens are used in processed food the label shall contain either - an allergenic declaration in the list of ingredients - or elsewhere on the label the literal "Contains" followed by the name of the allergen.	Whenever allergens are used in processed food the label shall contain either - an allergenic declaration in the list of ingredients - or elsewhere on the label the literal "Contains" followed by the name of the allergen.	The allergenic declaration is not required for trading packages.
Declaration of nutritional value	Declaration of nutritional values is mandatory when the package contains different types of food stuff (e.g. tomatoes with olive oil).	Nutritional values are mandatory.	Declaration of nutritional values is not applicable for trading packages.
Additives including waxes	Food additives and food enzymes, belonging to a specified category must be designated in the list of ingredients by the name of that category, followed by their specific name or, if appropriate, E number.	Food additives and food enzymes, belonging to a specified category must be designated in the list of ingredients by the name of that category, followed by their specific name or, if appropriate, E number.	For trading packages containing prepared food the declaration of additives is mandatory.
Post Harvest Treatment	See additives	See additives	See additives
Protective Atmosphere	If a package contains gas to prolong the shelf life the term 'Packed in, protective atmosphere' should be mentioned on the label.	If a package contains gas to prolong the shelf life the term 'Packed in, protective atmosphere' should be mentioned on the label.	Not Applicable.
Product dependent information requirements	For products for which the specific marketing standards apply, additional information about Quality Class, Size, Variety or Commercial Type and Post-harvest treatment has to be declared either on the product or in close proximity (on the shelf) in accordance with the specific UNECE product standard.		

**5.4.3. Prepared or Processed Fruit & Vegetables – Label requirements for Consumer items and Trade Packages**

Additional remarks	Relevant Regulation (Source)
<p>These definitions for processed and unprocessed fruits and vegetables are only applicable for the labelling process. There are other definitions of prepared for other purposes in other regulations. The distinction between prepared and processed produce is defined in EU 852/2004, EU 1169/2011 defines information requirements for processed products.</p>	<p>EU 852/2004; EU 543/2011 Annex VI contains the categories of processed products; EU 1169/2011.</p>
<p>When mandatory information on a consumer item is not visible when packed in a case then the same information must be displayed on the case as well.</p>	<p>EU 543/2011 art.5 &amp; 6; U 1169/2011 art. 9 part. 1, a 12 &amp; 13.</p>
<p>When a product is in a certain state then that must be part of the product name to avoid misleading the end consumer. E.g. Dried figs, Peeled and diced mango's.</p>	<p>EU 1169/2011 art. 17.</p>
<p>In several countries such as Belgium, France, The Netherlands and Germany, there is a national requirement that the language on the label must be one of the official languages of that country.</p>	<p>EU 1169/2011 art. 15; EU 543/2011 (trading units).</p>
	<p>EU 1169/2011 art. 13 par 2-3.</p>
<p>Abbreviations or ISO codes such as UK for Great Britain or DE for Germany are NOT allowed.</p>	<p>EU 543/2011 art. 7. and Annex 1; EU 1169/2011 ( art. 26); EU 1234/2007 art. 113/1.</p>
<p>In case the denomination "Packed for" is used, the labelling shall also include a code mark representing the packer and/or the dispatcher. The seller shall give all information deemed necessary by the inspection body as to the meaning of this code mark.</p>	<p>EU 543/2011 annex 1 part A; EU 1169/2011 art. 8</p>
<p>Some products lose a considerable amount of their weight or volume. Prepackages can be marketed either fixed or variable weight; In the first case, the weight must reflect the shrinkage (water loss) throughout the supply-chain. EU 543/2011 prevails above EU 1169/2011.</p>	<p>EU 1169/2011 - art.23 + appendix X; EU 543/2011 art. 6.</p>
<p>Although it is not mandatory for fresh unprocessed fruits and vegetables the use of best-before-date is encouraged.</p>	<p>EU 1169/2011 - par.24 + appendix X.</p>
<p>A clearly defined Best-Before-Date or Production Date can be used as alternative for the lot number. Otherwise a lot number has to start with the capital "L"</p>	<p>EU 91/2011.</p>
<p>A list of ingredients is not required for unprepared fresh fruits and vegetables nor for products that contain only 1 ingredient and have the name of that single ingredient in the product name. (Cherrytomato contains tomato)</p>	<p>EU 1169/2011 art. 18 - par 1 and 21. EU 1169/2011 Appendix VII art. 19 par 1 a and e.</p>
<p>An allergenic declaration in the list of ingredients must be highlighted (for example CAPITAL, bold or italic). Voluntary declaration of other allergens such as radish is encouraged.</p>	<p>EU 1169/2011.</p>
<p>The distinction between prepared and processed produce is defined in EU 852/2004, EU 1169/2011 defines information requirements for processed products.</p>	<p>EU 852/2004 art2 par.1: definition of processed and unprocessed products EU 1169/2011.</p>
<p>EU 1169/2011 Annex VII part. C contains all categories of additives. Waxes used on fruits are considered additives too. Aroma's is a separate category for which the same applies. The EU has published a positive lists of additives and waxes and the quantities that may be used. Note that additives must be declared in the list of ingredients which is not applicable for unprepared fruits and vegetables. A maximum of 10mg/kg of sulfite can be administered to packages of fruit, e.g. blueberries, lychees and tablegrapes. Excession of this value must be declared as an allergen!</p>	<p>EU 1333-2008; EU 1169/2011 Annex VII part. C.  EU 543/2011 annex</p>
<p>The type of gas used for the protective atmosphere should explicitly be allowed in EU 1333/2008</p>	<p>1169/2011 Annex III; EU 1333/2008.</p>
<p>Products with specific marketing standards are: apples, citrus peaches and nectarines, pears, strawberries, sweet peppers, table fruit, kiwi fruit, lettuces, curled leaved and broad-leaved endives, grapes, tomatoes. Providing this information is recommended for all other products covered by UNECE Standards.</p>	<p>EU 543/2011 annex I and art. 3; EU 1243/2007 art. 113/1.</p>







# Contact GS1 in Europe locally:

**GS1 Albania**

+355 4 232073  
info@gs1al.org  
www.gs1al.org

**GS1 Armenia**

+374 10 272 622  
gs1arm@am.org  
www.gs1am.org

**GS1 Austria**

+43 1 505 86 01  
office@gs1.at  
www.gs1.at

**GS1 Azerbaijan**

+99412 4987405  
ean@gs1az.org  
www.gs1az.org

**GS1 Belarus**

+ 375 17 298 09 13  
info@gs1by.by  
www.gs1by.by

**GS1 Belgium & Luxembourg**

+32 2 229 18 80  
info@gs1belu.org  
www.gs1belu.org

**GS1 Bosnia-Herzegovina**

+387 33 258 646  
info@gs1bih.com  
www.gs1bih.com

**GS1 Bulgaria**

+359 2 988 3139  
gs1bulgaria@gs1bg.org  
www.gs1bg.org

**GS1 Croatia**

+385 1 48 95 000  
info@gs1hr.org  
www.gs1hr.org

**GS1 Cyprus**

+357 2 889800  
info@gs1cy.org  
www.gs1cy.org

**GS1 Czech Republic**

+ 420 234 633145  
info@gs1cz.org  
www.gs1cz.org

**GS1 Denmark**

+45 39 27 85 27  
info@gs1.dk  
www.gs1.dk

**GS1 Estonia**

+372 660 5535  
info@gs1.ee  
www.gs1.ee

**GS1 Finland**

+358 75 756 3500  
asiakaspalvelu@gs1.fi  
www.gs1.fi

**GS1 France**

+33 1 409 554 10  
infos@gs1fr.org  
www.gs1.fr

**GS1 Georgia**

+995 32 29 4724  
info@gs1ge.org  
www.gs1ge.org

**GS1 Germany**

+49 221 947 14 - 0  
info@gs1-germany.de  
www.gs1-germany.de

**GS1 Greece**

+30 210 990 4260  
info@gs1greece.org  
www.gs1greece.org

**GS1 Hungary**

+36 1 412 3954  
info@gs1hu.org  
www.gs1hu.org

**GS1 Iceland**

+ 354 511 3011  
info@gs1.is  
www.gs1.is

**GS1 Ireland**

+353 1 208 0660  
info@gs1ie.org  
www.gs1.ie

**GS1 Israel**

+972 3 519 88 39  
sigal@gs1il.org  
www.gs1il.org

**GS1 Italy**

+39 02 777 2121  
info@indicod-ecr.it  
www.indicod-ecr.it

**GS1 Kazakstan**

+7 3272 756578  
+7 7272 479348  
info@gs1.kz  
www.gs1.kz

**GS1 Kyrgyzstan**

+996 312 900 521  
info@gs1kg.org  
www.gs1kg.org

**GS1 Latvia**

+ 371 67830 822  
gs1@gs1lv.org  
www.gs1lv.org

**GS1 Lithuania**

+370 5 2614532  
gs1@gs1lt.org  
www.gs1lt.org

**GS1 Macedonia**

+389 2 32 54 250  
gs1mk@gs1mk.org.mk  
www.gs1mk.org.mk

**GS1 Moldova**

+373 22 211 669  
info@gs1md.org  
www.gs1md.org

**GS1 Montenegro**

+382 20 658 277  
office@gs1.me  
www.gs1.me

**GS1 Netherlands**

+31 20 511 3820  
info@gs1.nl  
www.gs1.nl

**GS1 Norway**

+47 22 97 13 20  
firmapost@gs1.no  
www.gs1.no

**GS1 Poland**

+48 61 8504977  
gs1pl@gs1pl.org  
www.gs1pl.org

**GS1 Portugal**

+35 1 21 752 07 40  
info@gs1pt.org  
www.gs1pt.org

**GS1 Romania**

+40 21 3178031  
office@gs1.ro  
www.gs1.ro

**GS1 Russia**

+7 495 730 7103  
info@gs1ru.org  
www.gs1ru.org

**GS1 Serbia**

+381 11 3132 312  
office@gs1yu.org  
www.gs1yu.org

**GS1 Slovakia**

+421 41 565 11 85  
info@gs1sk.org  
www.gs1sk.org

**GS1 Slovenia**

+386 1 5898320  
info@gs1si.org  
www.gs1si.org

**GS1 Spain**

+34 93 252 39 00  
info@gs1es.org  
www.gs1es.org

**GS1 Sweden**

+46 8 50 10 10 00  
info@gs1.se  
www.gs1.se

**GS1 Switzerland**

+41(0)58 800 70 00  
mail@gs1.ch  
www.gs1.ch

**GS1 Turkey**

+90 312 218 20 00  
gs1turkey@tobb.org.tr  
www.gs1tr.org

**GS1 Turkmenistan**

+99 312 46 80 21  
+99 312 46 80 25  
info@gs1tm.org

**GS1 UK**

+44 20 7092 3500  
info@gs1uk.org  
www.gs1uk.org

**GS1 Ukraine**

+380 44 486 0734  
ean@gs1ua.org  
www.gs1ua.org

**GS1 Uzbekistan**

+998 71 252 6604  
info@gs1uz.org  
www.gs1uz.org

GS1 in Europe is a collaboration of 47 GS1 member organisations. We lead the creation and implementation of harmonised, user-driven solutions for improving the supply and demand chain of European companies.

**GS1 in Europe**

T +33 (1) 40 95 21 79  
E [camille.dreyfuss@gs1eu.org](mailto:camille.dreyfuss@gs1eu.org)

[www.gs1.eu](http://www.gs1.eu)

